



ARCHITECTURAL DRAPERY || Ring Mesh



Small Ring Mesh

Max Height: 180"
Max Width (1 panel): Approx. 0.576 lb / sf
Weight (Stainless): sf
Material: Stainless steel or brass



Large Ring Mesh

Max Height: 180"
Max Width (1 panel): Approx. 0.63 lb / sf
Weight (Stainless): Stainless steel or brass
Material: stainless steel or brass

[Request a Quote](#)

[Ring Mesh photo gallery](#)

2" x 2" swatch kits available
[Contact us for details](#)

Download full product info (PDF)
[View additional specs, colors and more](#)


Stainless Steel Ring Mesh Color Options

Available in Natural Stainless Steel and six standard enameled colors. Choose from White, Black, Gold, Gunmetal, Copper and Bronze.


[Contact us](#) for custom colors.




White




Gunmetal




Black



Bronze



Gold




Copper

Hanging Methods

Ring mesh drapes can be hung by any competent installer from strong, conventional track using carriers with integral hooks.

Choose from these 5 methods:



Small Grommets




Large Grommets



Rings



Tab Top




Continuous Pocket


Fullness Options

A minimum fullness of 20 percent is required to achieve a semi-flat natural fall.


For accordion folds, a minimum of 60 to 80 percent fullness is required.



Flat



50% Fullness



100% Fullness

How to customize your Ring Mesh Drapery...

- 1** STYLE OF RING MESH
- 2** COLOR CHOICE
- 3** HANGING METHOD
- 4** PROVIDE YOUR DIMENSIONS

Once you've made your choices, call **800.876.MESH** to speak to one of our Design Consultants or [Request a Quote here](#).

Additional Properties of Ring Mesh Drapes

Permanent: Despite initial cost, Metal Mesh Drapes, unique maintenance and longevity properties prove it more economical over the life of the installation.

Maintenance Free: Metal Mesh Drapes tend to shed dust. An occasional brushing or dusting will suffice. Stains wash off with mild soap and water.

Fireproof: Its melting point is that of the base metal.

Air Conductive: While effectively concealing heat and air conditioning outlet, Metal Mesh Drapes permit the relatively free circulation of warm and cool air currents.

Stable: Metal Mesh Drapes neither shrinks nor stretches in use.

Malleable: Metal Mesh Drapes can be hung in strips, panels or joined to create a metal fabric with superb draping characteristics.

Mildewproof: It is unaffected by dampness and humidity.

Sunrot-proof: It is impervious to even intense tropical sunlight.

Light Diffusing: Metal Mesh Drapes have exceptional light filtration properties. The degree of light control is conditioned by fullness and prevailing light conditions.



Max panel size

Height: 20'
Width: 20'

* larger sizes require multiple panels

Finishes

Ring Mesh Drapes are available in Natural Stainless Steel, 6 standard Enamel colors or a custom color of your choice.

*Please note: Natural stainless steel finish is not plated and small color variations between the panels that may be woven together to comprise the actual width and length will sometimes be visible.